



Erasmus+

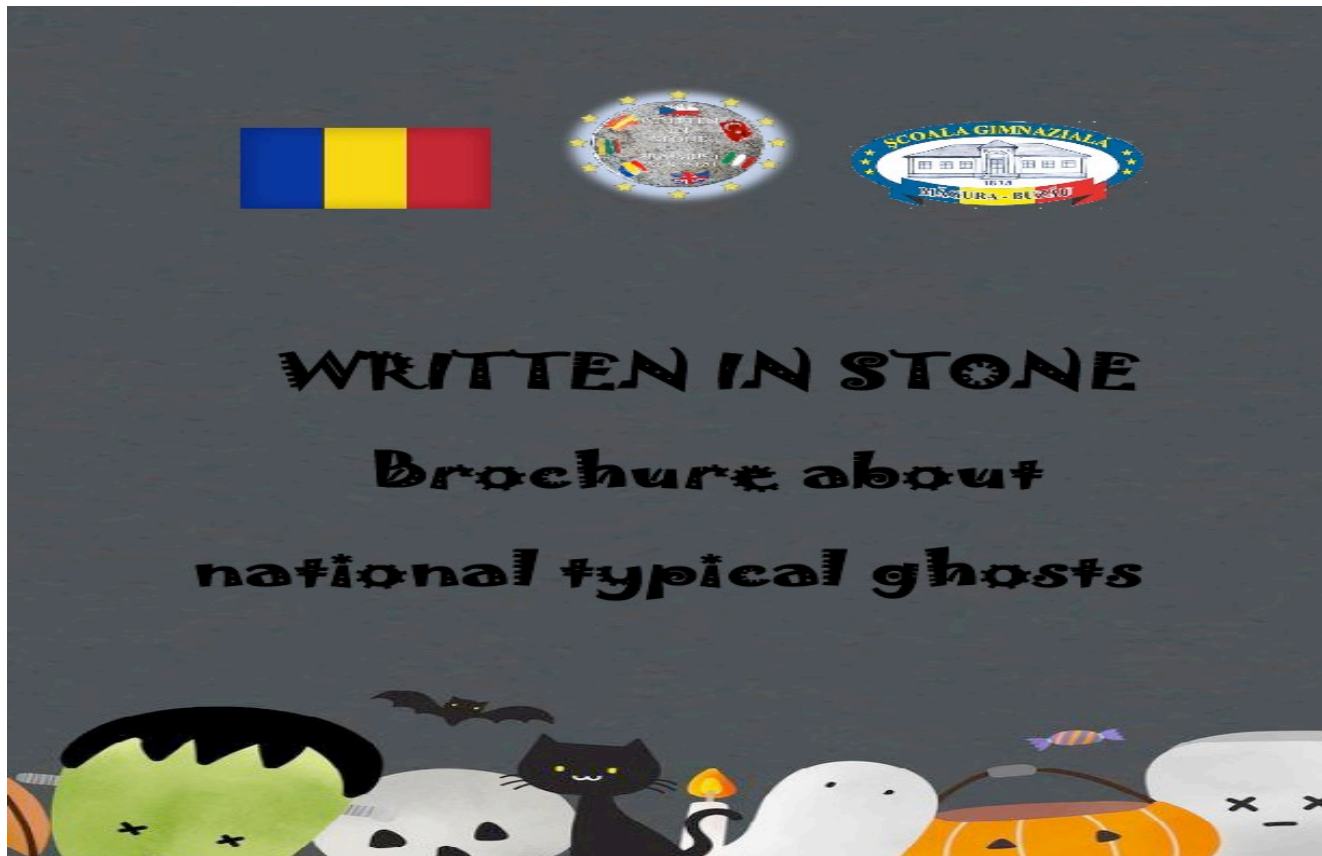


# Written in stone!

**PROJECT NR.: 2018-1-CZ01-KA201-048033**

Everyday life in castles

A29 – prepare a brochure about typical ghosts of your country  
(use mother language and English)



A30 – investigate the similarities and differences between your country and other partners („ghost of the county“)




# A31- use ICT tools to present your analysis

padlet

popescudan2818 + 4 = 2h


**WRITTEN IN STONE - A31, ROU**  
2018-1-CZ01-KA201-048033

Hi! My name is Andreea and i am 12 years old . I'm in 5th class. My drawing is a ghost in Bran castle .




♥ 2

Hi! My name is Robert. I am eleven years old. I'm in fifth grade at Măgura School. In this drawing are a haunted castle and a ghost. The ghost walk in the courtyard of the castle with a head of a human in a hand.



♥ 3

Hello! My name is Amalia , I am 14 years old and I am student at Măgura School, in seventh grade. This drawing represents the Hoia Baciu forest, witch is said to be haunted, because strange sounds are heard at night and pharanormals fenomenals are happening .



♥ 5


**The ghost by Gogonea Teodora Andreea, 5th grade**

In this drawing, I made o ghost that feeds on people's souls and becomes stronger. It lives in a castle. It only attacks at night and is very scary.




♥ 5

BOO!




ERASMUS

♥ 11




♥ 12




ERASMUS

♥ 11



♥ 13




♥ 11



ERASMUS


♥ 11



ERASMUS

♥ 12

Hi, I am Spidee and I will be our guide to 'Broom Castle'!



BOO!

ERASMUS

♥ 13

# A32 – learn more about local ghost stories (museum, library, castles, ...)

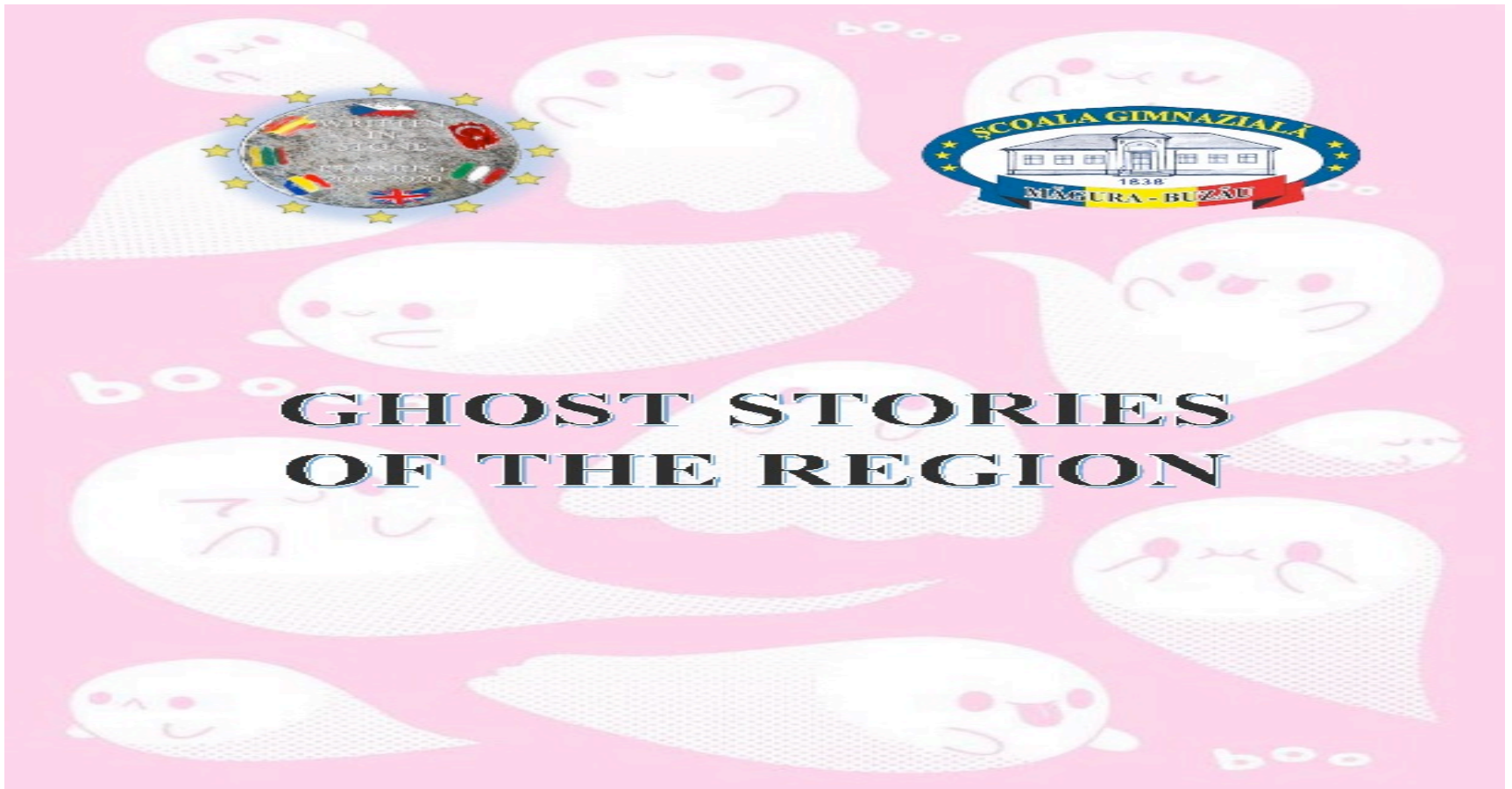






SHOT ON MI 9 LITE  
AI TRIPLE CAMERA

# A33 – create an e-book about ghost stories of the region



# A34 – organize a „game“ for your classmates on the project topic (board games, adventurous games)







# A35 – teachers prepare lesson plans relevant to the topic



## **A35 - LESSON PLAN (adapted to the project topic of term V)**

### **Teaching the Epic through Ghost Stories**



Grades 8-9  
Lesson Plan Type Standard Lesson  
Estimated Time Four 50-minute sessions

Instructional Plan

---

#### **STUDENT OBJECTIVES**

Students will:

- explore the connections between the oral traditions of ghost stories and epics.
- define the qualities of an effective oral storyteller and ghost stories.
- demonstrate knowledge of the elements of an oral story.

#### **SESSION ONE**

1. To recreate an epic storyteller's setting, begin by asking students what situations leave us without electricity at night. Students usually mention a blackout, a storm, or a camping trip.
2. Next, ask them what we do on such occasions, lacking reading or television to entertain ourselves after dark. Answers typically include "talk with each other," "sleep," "sing," and "tell ghost stories." There are no right or wrong answers here. Allow students to share whatever they think of.
3. (Optional) Set the scene to share a ghost story with students by turning off the lights, lighting a candle, and so forth.
4. Tell students a ghost story, one chosen from the stories available at the Websites listed in the Resources section.

# ASO – create and organize a theatre production with a project theme, present to parents (film/puppet show/performance)



## **The four suitors**

by Antanas Skema

### **Characters:**

Antanas Skema - Lithuanian author, director  
Nastratin Hogeia - Turkish judge  
Gregor Samsa - the suitor  
Czech Orlando - the Italian knight  
Don Quixote - the skilled hidalgo  
Dracula - the dreaded Wallachian prince  
Queen Boudicca - the woman the four suitors aspire to

**The author's voice, Antanas Skema, can be heard in the background giving the stage directions, without being seen:**

*(A large throne-room, lit by torches on the walls. The hall has very high ceiling, supported by stone columns. In the middle of the room, four chairs placed in a semicircle, at a distance from each other, on which sit the four suitors of the beautiful Boudicca: Gregor Samsa, Orlando, Don Quixote, and Dracula. In front of them, two other seats on which are placed Judge Nastratin Hogeia and the beautiful Boudicca. All around, beside the walls, stand nobles, knights, maids and servants, onlookers.)*

# A37 – preparing costumes for the performance







# A38 – exhibition of object by students for public










# A40 – teachers prepare lesson plans relevant to the topic



Erasmus+  
Enriching lives, opening minds.

## CLIL Lesson plan: KNIGHTS AND CASTLES

NOVEMBER 4, 2020



Written in stone